



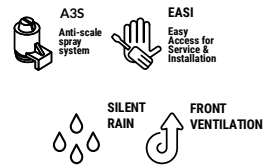
# SS 60 L

230 V / 50 Hz

## SELF-CONTAINED ICE CUBE MACHINE

### FEATURES CARACTERÍSTICAS

- ▶ **PRODUCES SOLID GOURMET CRYSTAL CLEAR ICE CUBES**  
PRODUCE CUBITOS GOURMET MACIZOS Y CRISTALINOS
- ▶ **A3S: ANTI-SCALE SPRAY SYSTEM. ITV PATENTED SPRAY SYSTEM WITH FLEXIBLE NOZZLES THAT AVOID LIMESCALE DEPOSITS WITH SMALL VIBRATIONS**
- ▶ **A3S: ANTI-SCALE SPRAY SYSTEM. SISTEMA DE SPRAY ELÁSTICO PATENTADO POR ITV QUE EVITA LOS PEQUEÑOS DEPÓSITOS DE CAL MEDIANTE VIBRACIÓN**
- ▶ **FRONT VENTILATION CONCEPT: FRONTAL IN-OUT AIR SYSTEM ALLOWS 'BUILT IN' MACHINES**  
CONCEPTO FRONT VENTILATION: VENTILACIÓN FRONTAL IN-OUT QUE PERMITE LA INSTALACIÓN ENCASTRADA DE LA MÁQUINA
- ▶ **"NEVER STOP" MOTOR PUMP DEVELOPED BY ITV. PUMP WITHOUT SEALS, WHICH AVOIDS DETERIORATION IN HARD WATER**
- ▶ **BOMBA "NEVER STOP" DESARROLLADA POR ITV. BOMBA SIN RETENES QUE EVITA SU DETERIORO EN AGUAS DURAS**
- ▶ **DOOR-OPENING MOVEMENT DAMPENING SYSTEM TO AVOID ACCIDENTS**  
APERTURA DE PUERTA HACIA DENTRO PARA EVITAR ACCIDENTES
- ▶ **ON/OFF LIGHTED ROCKER SWITCH IN FRONT PANEL**  
INTERRUPTOR LUMINOSO DE FUNCIONAMIENTO ON/OFF EN EL PANEL FRONTAL
- ▶ **AISI 304 STAINLESS STEEL FRAME**  
CARROCERÍA EN ACERO INOXIDABLE AISI 304
- ▶ **A LIMESTONE FILTER IS ADVISED IF HARD WATER, OVER 30°F HARDNESS.**  
SE RECOMIENDA USAR UN FILTRO ANTICAL EN CASO DE AGUAS DURAS, POR ENCIMA DE 30°F DE DUREZA
- ▶ **TROPICALIZED MACHINES (T CLASS)**  
MÁQUINAS TROPICALIZADAS (CLASE T)



	24 H	10°C (Kg)	10°C (Kg)	21°C (Kg)	15°C (Kg)	(Kg)	(mm)	(mm)	
SS 60 LA		57	54	30	30	30	Width 515	Width 590	<b>SSL 36/40cc</b> 38 (Ø) x 38 mm (H) Average dimensions Dimensiones promedio
SS 60 LW		60	57				Depth 645	Depth 690	
							Height 840*	Height 970	

\* WITH LEGS 945/995 CON PATAS 945/995

### ACCESSORIES ACCESORIOS

#### INCLUDED



**WATER INLET HOSE**  
MANGUERA DE ENTRADA DE AGUA



**WATER OUTLET HOSE**  
MANGUERA DE DESAGÜE



**4 LEG KIT**  
KIT 4 PATAS



**WATER INLET FILTER GASKET**  
JUNTA DE FILTRO DE ENTRADA DE AGUA



**SMALL SCOOP**  
PALA PEQUEÑA

#### NOT INCLUDED (OPTIONAL)



**ANTI-LIMESCALE FILTER**  
FILTRO ANTICAL



**C4 WATER SOFTENER**  
DESCALCIFICADOR C4



**ANTI-LIMESCALE + ANTI-CHLORINE FILTER CS101**  
FILTRO ANTICAL + ANTICLORO CS101



**CALKLIN 50 CLEANER**  
PRODUCTO ANTICAL




**PARTICLE FILTER**  
FILTRO ANTIPARTÍCULAS



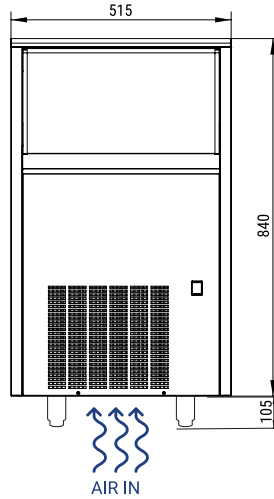
**ANTI-CHLORINE FILTER**  
FILTRO ANTICLORO

SS 60 L

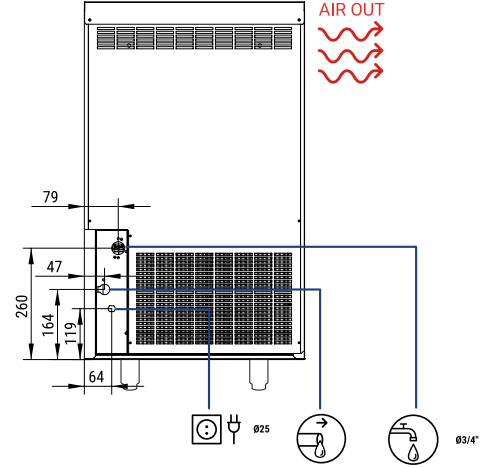
RIGHT SIDE VIEW  
VISTA LATERAL DERECHA



FRONTAL VIEW  
VISTA FRONTAL



REAR VIEW  
VISTA TRASERA



\* All measurements in mm.  
\* Todas las cotas en mm.

OPERATING CONDITIONS CONDICIONES DE OPERACIÓN

PRODUCTION 50Hz PRODUCCIÓN 50 Hz

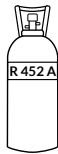
±10% V

5°C/43°C

5°C/35°C

1 bar/6 bar

36 Ice cubes/cycle



V	Hz	ph
230	50	1N

SS 60 L AIR COOLED

°C °F	10° 50°	15° 60°	21° 70°	30° 86°
	10° 50°	57	56	55
21° 68°	56	54	51	49
32° 90°	51	49	44	37
43° 109°	42	36	29	23

SS 60 L WATER COOLED

°C °F	10° 50°	15° 60°	21° 70°	30° 86°
	10° 50°	60	59	55
21° 68°	59	57	54	51
32° 90°	54	52	46	39
43° 109°	44	38	31	24

MODELS  
MODELOS

SS 60 LA

SS 60 LW

	ASHRAE CONDITIONS CONDICIONES ASHRAE	(W)	(BTU/h)	(W) 43°C	(n.)	(mm <sup>2</sup> )	FUSE	(Kwh)	(l/h)	HEAT REJECTED (W)	(BTU/h)	(Kg)	(Kg)	(m <sup>3</sup> )
SS 60 LA		460	1.568	540	3	1,5	10	24	6	-	-	54	61	0,39
SS 60 LW		460	1.568	540	3	1,5	10	23	59	-	-	54	61	0,39



EUROICE  
P.I. La Reva, Av. Gremis, 1  
46190 Ribarroja - Valencia - España  
Phone: +34 96 166 76 36 | Fax: +34 961 668 944  
www.euroice.it/ | info@euroice.it



SERVICE  
SERVICIO ASISTENCIA TÉCNICA  
service@euroice.it  
+34 961 667 639  
8:00AM | 7:00PM



Subject to certain limitations  
and exclusions. Only spare parts.  
Sujeto a limitaciones y exclusiones.  
Solo piezas de repuesto.



SPRAY SYSTEM  
SISTEMA DE DUCHAS